

Wind Direction Transmitter Compact

Part number: 4.3129.60.xxx

Measuring transmitter for the measurement of the horizontal wind direction with serial or analogue output signal. The wind vane consists of fibre-glass reinforced, the housing is made of anodised aluminium and plastic.

The instrument has a threaded pin PG 21 with 2 nuts for mounting.



Specification

Part number: 4.3129.60.xxx

Wind direction

Measuring range	0 ... 360 °
Resolution	0.4 °
Accuracy	±2 °

Operating voltage

Electronic	8 ... 30 V DC or 24 V AC
Heating	24 V AC/DC, max 20 W

General

Ambient temp.	-30 ... +70 °C
Electr. connection	12 m cable LiYCY 6 x 0.25 mm ²
Protection	IP 55

Versions

As per 4.3129.60.xxx, but:

Product number 4.3129.60.140

Data output analog

Wind direction	0 ... 20 mA (burden max. 500 Ω)
----------------	---------------------------------

Operating voltage

Electronic	> 12 V DC or 24 V AC
------------	----------------------

General

Electr. connection	12 m cable LiYCY 6 x 0.25 mm ²
Dimension	Ø 330 x 220 mm
Weight	1.1 kg

Product number 4.3129.60.141
Data output analog

Wind direction	4 ... 20 mA (burden max. 500)
----------------	--------------------------------

Operating voltage

Electronic	> 12 V DC or 24 V AC
------------	----------------------

General

Electr. connection	12 m cable LiYCY 6 x 0.25 mm ²
Dimension	Ø 330 x 220 mm
Weight	1.1 kg

Product number 4.3129.60.161
Data output analog

Wind direction	0 ... 10 V
Voltage output	min. 1000

Operating voltage

Electronic	> 12 V DC or 24 V AC
------------	----------------------

General

Electr. connection	12 m cable LiYCY 6 x 0.25 mm ²
Dimension	Ø 330 x 220 mm
Weight	1.1 kg

Product number 4.3129.60.167
Data output analog

Wind direction	0 ... 2 V
Voltage output	min. 1000

General

Electr. connection	12 m cable LiYCY 6 x 0.25 mm ²
Dimension	Ø 330 x 220 mm
Weight	1.1 kg

Product number 4.3129.60.173

Data output analog

Wind direction	0 ... 5 V
Voltage output	min. 1000

General

Electr. connection	12 m cable LiYCY 6 x 0.25 mm ²
Dimension	Ø 330 x 220 mm
Weight	1.1 kg

Product number 4.3129.60.740

Data output analog

Stromausgang	max. 500
Wind direction	0 ... 20 mA

Operating voltage

Electronic	> 12 V DC or 24 V AC
------------	----------------------

General

Electr. connection	7 pol. plug
Dimension	Ø 330 x 270 mm
Weight	0.4 kg

Product number 4.3129.60.741

Data output analog

Stromausgang	max. 500
Wind direction	4 ... 20 mA

Operating voltage

Electronic	> 12 V DC or 24 VAC
------------	---------------------

General

Electr. connection	7 pol. plug
Dimension	Ø 330 x 270 mm

Weight	0.4 kg
--------	--------

Product number 4.3129.60.761

Data output analog

Wind direction	0 ... 10 V
Voltage output	min. 1000

Operating voltage

Electronic	> 12 V DC or 24 V AC
------------	----------------------

General

Electr. connection	7 pol. plug
Dimension	Ø 330 x 270 mm
Weight	0.4 kg

Product number 4.3129.60.773

Data output analog

Wind direction	0 ... 5 V
Voltage output	min. 1000

General

Electr. connection	7 pol. plug
Dimension	Ø 330 x 270 mm
Weight	0.4 kg

Product number 4.3129.65.141

Data output analog

Wind direction	4 ... 20 mA (burden max. 500 Ω)
----------------	---------------------------------

Operating voltage




Electronic	> 12 V DC or 24 V AC
------------	----------------------

General

Electr. connection	15 m cable LiYCY 6 x 0.25 mm ²
Dimension	Ø 330 x 220 mm
Weight	1.1 kg

Accessories

Product	Product name	Brief description
---------	--------------	-------------------

	<p>Traverse compact for wall mounting 4.3171.2x.000</p>	<p>For storefront mounting of a measuring value transmitter.</p>		
		<p>General</p>		
		<table border="1"> <tr> <td>Material</td> <td>Aluminium</td> </tr> </table>	Material	Aluminium
Material	Aluminium			
	<p>Traverse for Wind Transmitters Compact 4.3171.3x.000</p>	<p>For mounting the wind transmitter and wind direction transmitter jointly onto a mast.</p>		
		<p>Material</p>		
		<table border="1"> <tr> <td>Traverse</td> <td>aluminium (AlMgSi0.5)</td> </tr> </table>	Traverse	aluminium (AlMgSi0.5)
Traverse	aluminium (AlMgSi0.5)			
		<table border="1"> <tr> <td>Gripping clamb</td> <td>stainless steel</td> </tr> </table>	Gripping clamb	stainless steel
Gripping clamb	stainless steel			
		<p>General</p>		
		<table border="1"> <tr> <td>Sensor distance horizontal</td> <td>0.8 m</td> </tr> </table>	Sensor distance horizontal	0.8 m
Sensor distance horizontal	0.8 m			
		<table border="1"> <tr> <td>Weight</td> <td>0.35 kg</td> </tr> </table>	Weight	0.35 kg
Weight	0.35 kg			
		<table border="1"> <tr> <td>Mounting</td> <td>hole Ø 29 mm</td> </tr> </table>	Mounting	hole Ø 29 mm
Mounting	hole Ø 29 mm			
	<p>Traverse short for Wind Transmitters Compact 4.3171.4x.000</p>	<p>For mounting one wind transmitter or wind direction transmitter at a mast.</p>		
		<p>Material</p>		
		<table border="1"> <tr> <td>Traverse</td> <td>aluminium (AlMgSi0.5)</td> </tr> </table>	Traverse	aluminium (AlMgSi0.5)
Traverse	aluminium (AlMgSi0.5)			
		<table border="1"> <tr> <td>Gripping clamb</td> <td>stainless steel</td> </tr> </table>	Gripping clamb	stainless steel
Gripping clamb	stainless steel			
		<p>General</p>		
		<table border="1"> <tr> <td>Sensor distance horizontal</td> <td>0.4 m</td> </tr> </table>	Sensor distance horizontal	0.4 m
Sensor distance horizontal	0.4 m			
		<table border="1"> <tr> <td>Weight</td> <td>0.3 kg</td> </tr> </table>	Weight	0.3 kg
Weight	0.3 kg			
		<table border="1"> <tr> <td>Mounting</td> <td>hole Ø 29 mm</td> </tr> </table>	Mounting	hole Ø 29 mm
Mounting	hole Ø 29 mm			



Geovane
4.3190.00.900

The product set combines the precise wind vanes from Thies CLIMA with the advanced Geovane from Kintech Engineering. The Geovane uses GPS and the sun position to automatically determine the exact north direction 1° accurate. This combination ensures the highest accuracy of wind direction against the geographic north point as a reference.

- Geovane for automatic north correction
- 1° precise wind vanes from Thies CLIMA
- Wind vane and geovane are preconfigured
- Ideal e.g. for site surveys, power curve monitoring and meteorology

Wind direction

Measuring range	0 ... 380 °
Resolution	0.06° RS-485 0.11° Analog voltage outputs 0.06... 0.16° Frequency output
Accuracy	1°

Miscellaneous

Electrical input	0 ... 30 V
------------------	------------

Operating voltage

Electronic	6 ... 12 V DC
------------	---------------

General

Ambient temp.	-25 ... +85 °C
Mounting	Onto mast tube Ø34mm
Protection	IP 67
Measuring time	1, 5, 10, 30, 60 seconds
Weight	0,815 kg



Holder compact
506347

The holder serves for the mounting of a wind transmitter, Compact-type, onto an instrument carrier or mast.

General

Mounting	for mast tubes Ø 35 ... 50 mm
Material	stainless steel (V2A)
Dimension	80 x 150 mm
Weight	0.35 kg
Mounting	hole Ø 32.5 mm